



PLAYER'S REGISTRATION


1. Go to our website (<https://eastlakesoccerleague.com/>) and click on Players Registration”



2. On this tab you can search for your team by name or by league, then click on Begin registration.



3. Once you have chosen your team, verify the league and teams are the correct ones. Upload your official photo id. Only official IDs will be accepted. Once the photo ID is uploaded you can click on Register Player





PLAYER'S REGISTRATION

4. On the following website, the site will ask you if you play for another team on the league. If you do you can clicc on "Seacrh more teams" and add all the teams you played for. If you don't play for more teams just click on "Proceed with Player's Rehgistration"

Playing with another team?

Search more teams

Continue with your registration

×  **FC SHARKS**
*Only California Drivers Licence or Valid Government ID:


Proceed to player information

5. Fill out this form with your information and then click on “**Complete Registration**” to finish the registration.

Player information

First name *

Last name *

Email address *

Date of birth *

Your information is safe.

Your personal data will be used to process your registration and improve your experience in Eastlake Soccer League.

Complete registration

6. ¡DONE! Your registration process is completed. You will receive a QR code to the specified email. Don't forget to bring it with you to all of your games as this QR code will be your access to get in and play in our complex.